
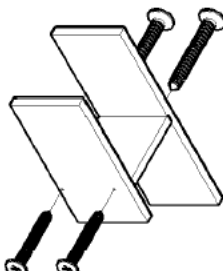


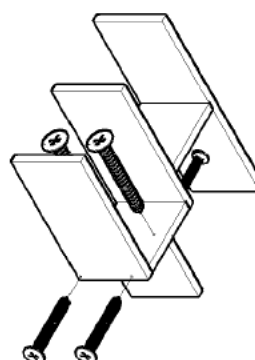


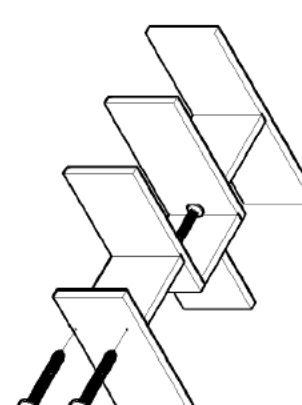



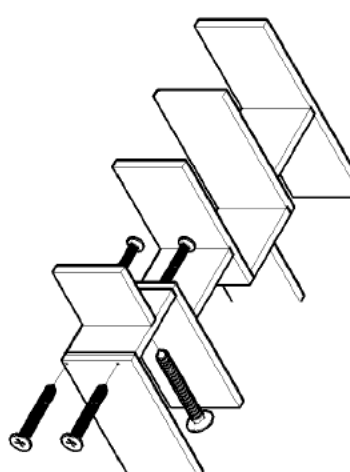

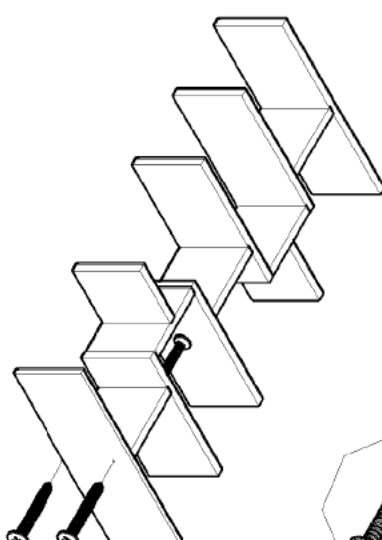

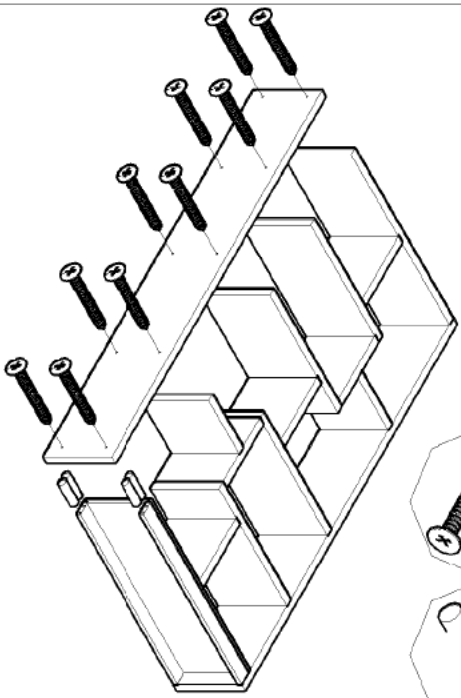


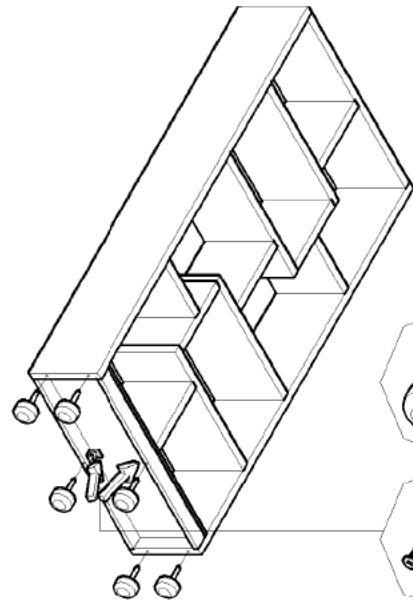




ASSEMBLY INSTRUCTION

A	B	C	D
<p>44X</p>  <p>M4X65</p> <p>1.</p>   <p>A.X4</p>	<p>8X</p>  <p>M6X30</p> <p>2.</p>   <p>A.X6</p>	<p>6X</p>  <p>WHITE PIN LEG</p> <p>3.</p>   <p>A.X4</p>	<p>2X</p>  <p>BRACKET</p> <p>8X</p>  <p>M3.5X16</p> <p>4.</p>   <p>A.X6</p>
<p>5.</p>   <p>A.X4</p>	<p>6.</p>   <p>A.X20</p>  <p>B.X8</p> <p>7.</p>   <p>C.X6</p>  <p>D.X2</p>		