



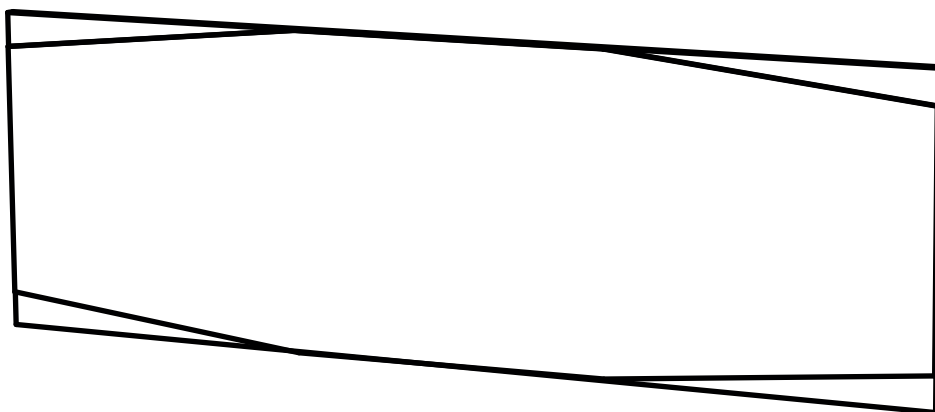
44 Avenue Paul Girard
10500 DIENVILLE
FRANCE
www.sciae.com

AROLLA

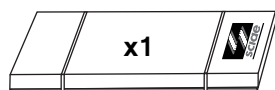
INDICE A - 19/01/2022
AROLLA 0636 MIROIR N°23 Réf: 21SD1711

AROLLA 0636 EAN: 3102000112466

NOTICE DE MONTAGE
ASSEMBLING INSTRUCTIONS
MONTAGEANLEIUNG
MANUAL DE MONTAJE
MONTAGEVOORSCHRIFT
INSTRUÇÕES DE MONTAGEM
ISTRUZIONI DI MONTAGGIO
ИНСТРУКЦИЯ ПО СБОРКЕ
Naputci za montažu



0H30



Package 1: 20 Kg



F POUR L'APRES-VENTE, RETOURNEZ AU MAGASIN AVEC CETTE NOTICE

GB FOR THE AFTER SALES, GO BACK TO THE SHOP WITH THIS ASSEMBLY INSTRUCTION

D WENDEN SIE SICH BITTE AN IHREN HANDLER UND GEBEN SIE IHM DIE KENNUMMER DES MOBELS UND DIE TEILNUMMER

E EN CASO DE SERVICIO POST-VENTA DEBEN DE VOLVER A LA TIENDA CON LAS INSTRUCCIONES DE MONTAJE

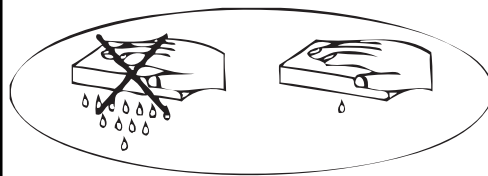
NL VOOR SERVICE NA VERKOOP, GA NAAR UW LEVERANCIER MET DEZE MONTAGE HANDLEIDING

P PARA O POS VENDA, VOLTE A LOJA COM ESTA FOLHA

I SERVIZIO POST VENDITA: E NECESSARIO PRESENTARSI SUL PUNTO VENDITA CON QUESTE ISTRUZIONI DI MONTAGGIO

RU ДЛЯ ПОСЛЕПРОДАЖНОГО ОБСЛУЖИВАНИЯ ПРОСЬБА ОБРАТИТЬСЯ В МАГАЗИН ПРЕДЪЯВИВ НАСТОЯЩУЮ ИНСТРУКЦИЮ ПО СБОРКЕ

HR U SLUČAJU REKLAMACIJE, VRATITE SE NA PRODAJNO MJESTO S OVIM UPUTAMA ZA MONTAŽU



FRANCAIS

Recommandations de démontage :

En cas de déménagement, il convient de procéder au démontage de votre meuble, en ôtant toute la visserie.

ENGLISH

Disassembly advices:




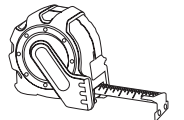
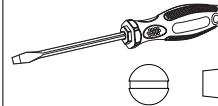
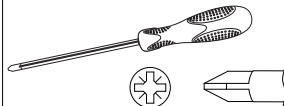
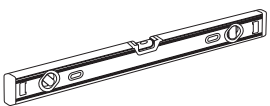
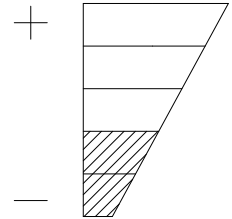
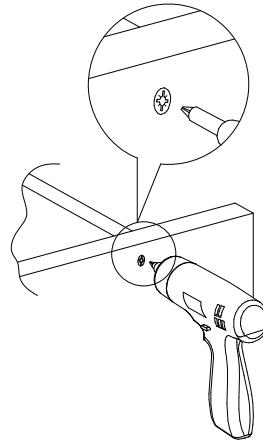
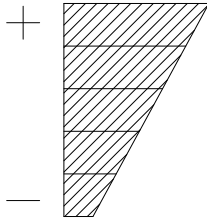
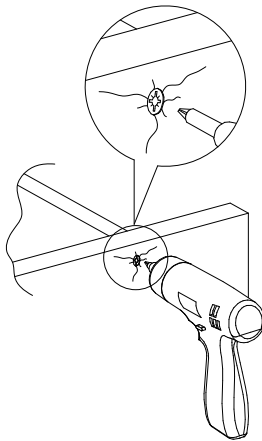
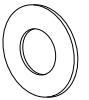
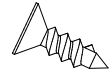
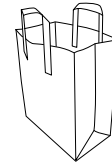
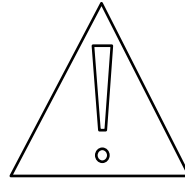
In case of moving, it is needed to dismantle the furniture removing the fittings.

DEUTSCH

Empfehlungen für die Demontage:

Bei Transport bitte alle Beschläge demontieren.

	+40°C +104°F	
	+15°C +59°F	HYGROMETRIE HYGROMETRY
		40%-65%

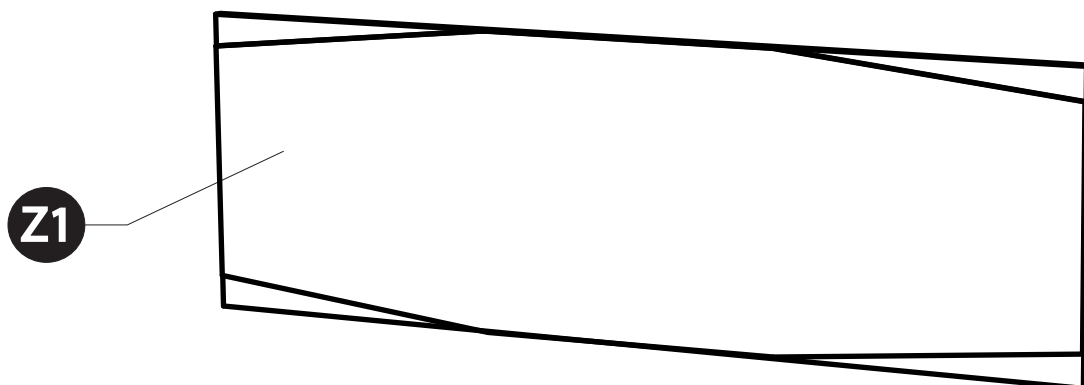


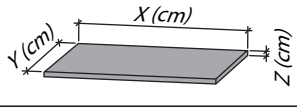
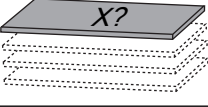


AROLLA 0636 :

Miroir composé de panneaux de particules revêtus papier décor Bangali Mango (Wengé).
Glace argentée.


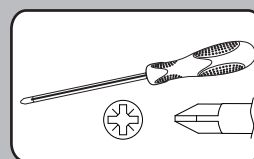
MIROIR N°23 L.180 cm - H.56 cm - P.2 cm.

A monter soi-même.



DESIGNATION		N°		
MIROIR	180 x 56 x 2	Z1		1

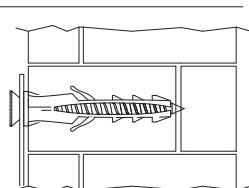
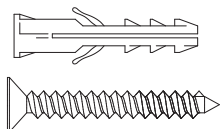
1



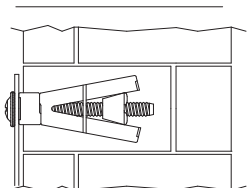
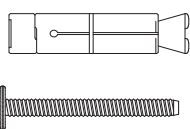
Il existe une grande diversité de types de murs ou cloisons, c'est la raison pour laquelle nous ne pouvons vous fournir le type exact de fixation. Il est nécessaire d'identifier le type de paroi à laquelle vous allez fixer ce produit afin de vous procurer les fixations appropriées. Voici quelques exemples de fixations conseillées pour :

LES MURS PLEINS

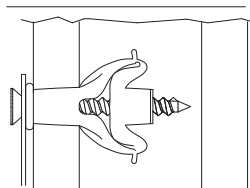
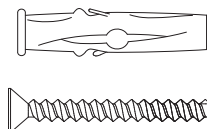
CHEVILLE NYLON "FISCHER"



CHEVILLE D'ANCRAGE METAL

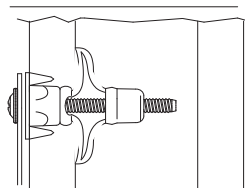
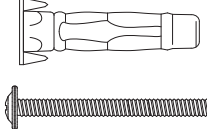


CHEVILLE D'ANCRAGE A AILETTES EN NYLON

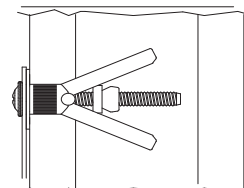
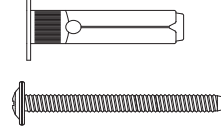


LES CLOISONS CREUSES

CHEVILLE METALLIQUE A EXPANSION

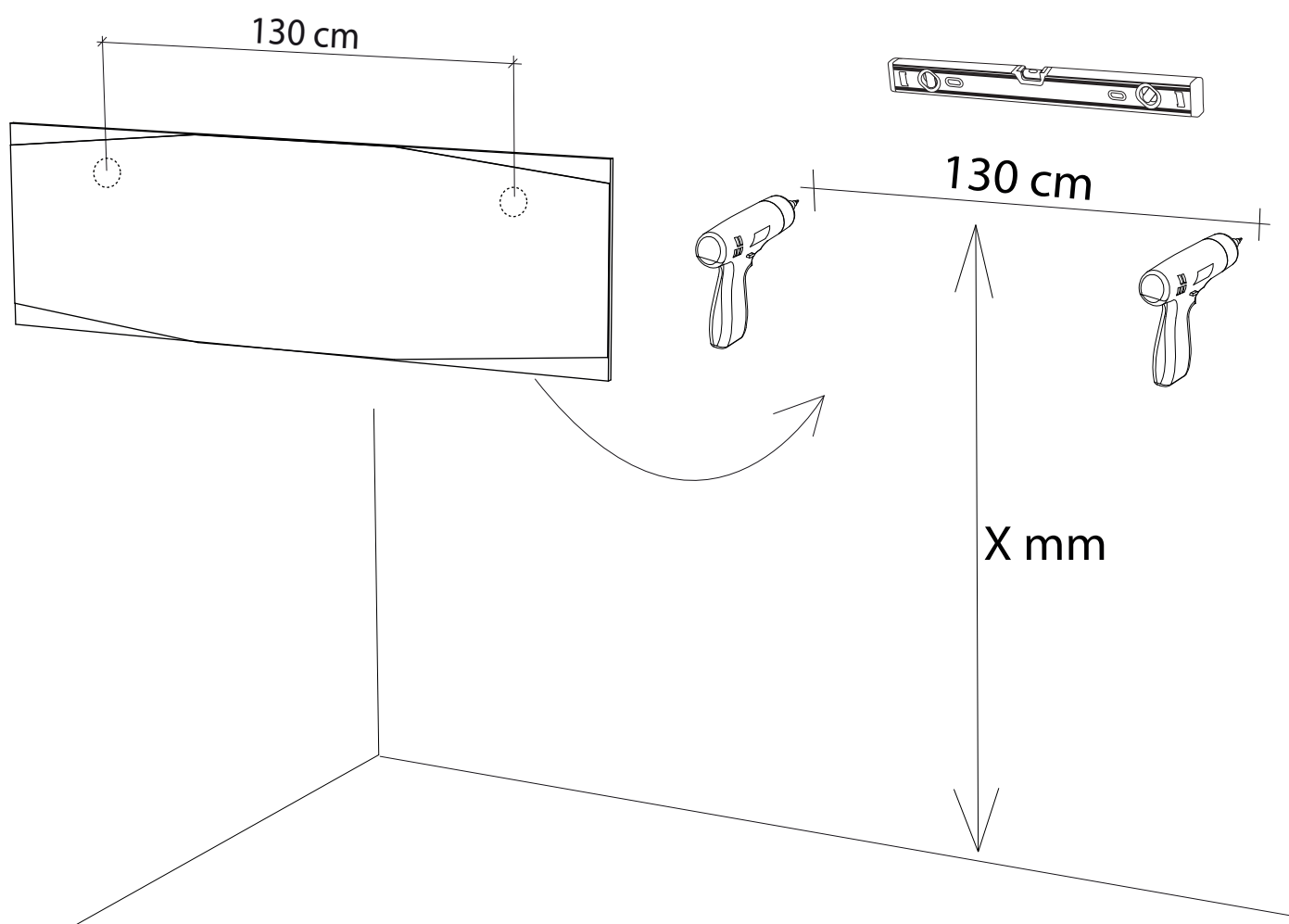

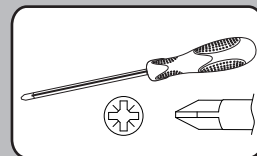
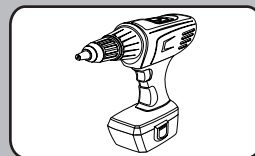
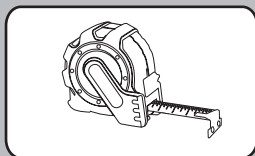
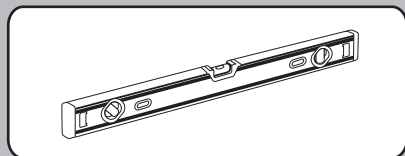


CHEVILLE "MOLLY"



Utiliser une taille de forêt adaptée à la quincaillerie utilisée et au type de mur.

2



"Les meubles contenant des panneaux à base de bois (panneaux de particules, panneaux de fibres, contreplaqué...) peuvent émettre des substances polluantes dans l'air intérieur. Il est ainsi recommandé, après l'installation du meuble dans son logement, d'aérer fréquemment la pièce concernée pendant au moins quatre semaines afin de réduire son exposition aux polluants émis par le meuble."